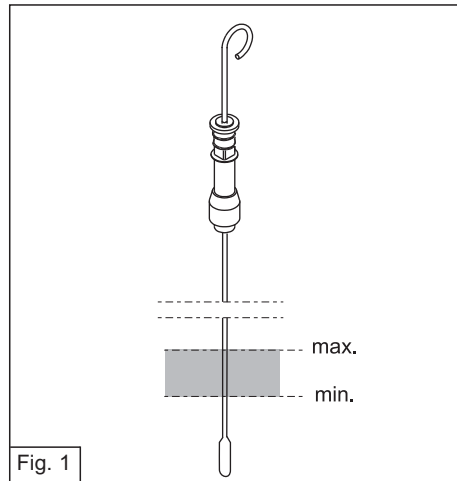


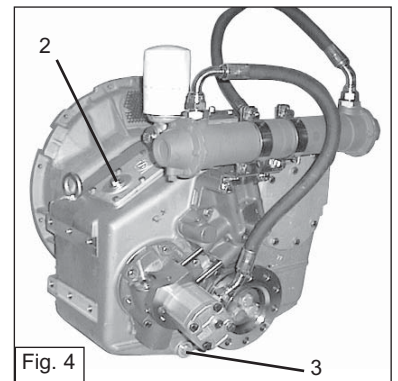
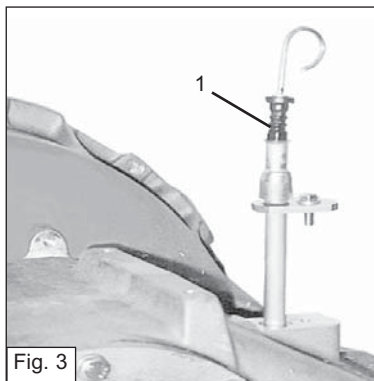

## CHECK OIL LEVEL

The oil level check must be done two minutes after turning off the engine. The correct oil level is between the upper and lower marks on the dipstick (see Fig.1).

After the initial filling or after carrying out repairs or changing the oil filter, run the gearbox for about two minutes. Following this, recheck the oil level two minutes after turning the engine off.



## OIL CHANGE



Remove the filler cap [2] and extract the oil level dipstick [1], as shown in the figure.

Drain off the lubricant oil by removing the drain plugs [3], saving the gaskets.

Collect the used oil and observe the binding rules for special waste disposal.

Screw in the plugs [3] to torque 90 Nm, fill with oil through the filler cap [2] and screw in the cap to torque 80 Nm.